

2019 SA STATE CHAMPIONSHIPS - ROUND 4

(incorporating CAFNIX SERIES - ROUND 3)

The Bend Motorsports Park : November 10



Bradley's Bakery : SUPERBIKE Qualifying

Date: 10/11/19
Event: Q02
Weather: Mostly cloudy - Temp: 14.0C
Track: Dry

Started at: 09:31:33
Laps: 20 Min
Starters: 20
Printed at: 9:54

PROVISIONAL CLASSIFICATION

Pos	No	Gr	Name	Machine	Fastest Lap	On Lap	Behind Leader	Behind Prev	Top Speed
1	31	A	John HUNT (SA)	BMW S1000 RR	1:55.917	5 of 9			284
2	99	A	William STRUGNELL (SA) / Lees SpotOn Motorcycles	Suzuki GSXR 1000	1:58.005	2 of 4	2.088	2.088	283
3	9	A	Evan BYLES (SA) / SA Motorcycles	Kawasaki ZX10R 1000	1:59.687	5 of 6	3.770	1.682	274
4	24	A	Matt TOOLEY (VIC) / Phillip Island Ride	Yamaha R1 1000	2:00.122	2 of 6	4.205	.435	180
5	13a	A	David BARKER (SA) / SA Motorcycles	Kawasaki ZX10R 1000	2:00.349	2 of 7	4.432	.227	273
6	6a	A	Karl SCHMIDT (NT)	Kawasaki ZX10R 1000	2:03.803	3 of 7	7.886	3.454	272
7	4	B	Darren JONES (SA)	Ducati P-gale 1299	2:04.437	5 of 7	8.520	.634	266
8	13	A	Trevor FITZGERALD (SA) / SA Motorcycles	Kawasaki ZX10R 1000	2:04.535	4 of 5	8.618	.098	278
9	5	B	Chris TYLER (SA) / Lee's Spot On Motorcycles	Honda CBR 1000 RR	2:06.875	5 of 6	10.958	2.340	270
10	187	C	Brad MILLER (SA) / Zaina Stacey Land Division	Suzuki GSXR 1000	2:06.956	6 of 9	11.039	.081	269
11	45	A	Kieran HURRELL (SA) / Kierans Kitchen	Yamaha R1 1000	2:07.443	5 of 6	11.526	.487	251
12	66	C	Mick GILBERT (SA) / Remote Excavations	Yamaha R1 1000	2:07.629	5 of 7	11.712	.186	216
13	879	C	Rob LEHMAN (SA)	Suzuki GSXR 1000	2:08.395	4 of 5	12.478	.766	261
14	183	D	Graeme NOLAN (SA)	KTM S-duke 1290	2:08.802	1 of 4	12.885	.407	246
15	747	C	John CHIODI (SA) / Chiodi Racing	Suzuki GSXR 1000	2:10.195	3 of 8	14.278	1.393	255
16	55		Sean CURTIS	Aprilia RSV4	2:10.504	2 of 3	14.587	.309	258
17	165	C	Anthony GORLE (SA) / Unitech Building Services	Ducati 1299	2:17.143	1 of 2	21.226	6.639	2
18	82	D	Troy CRADDOCK (SA)	Ducati P-gale 1299	2:17.479	5 of 7	21.562	.336	227
19	43	C	Sean FLETCHER (SA)	Ducati Panigale	2:19.211	5 of 6	23.294	1.732	232
20	174	D	Rob O'BRIEN (SA) / O'Brien Electrical	Yamaha R1 1000	2:26.180	1 of 2	30.263	6.969	1

Current qualifying record for SBK class - 1:52.175 by Wayne MAXWELL (VIC) on a Yamaha YZF-R1M set on 21/04/18

The results are provisional until the end of the time limit for protests and appeals.


Chief Timekeeper - Scott Laing

Clerk of Course - Chris Peake



COMPUTIME RACE TIMING SYSTEMS PTY LTD

9 Timber Lane, Glen Waverley Vic 3150. Ph: (03) 9803-7110
www.computime.com.au scott@computime.com.au



2019 SA STATE CHAMPIONSHIPS - ROUND 4

(incorporating CAFNIX SERIES - ROUND 3)

The Bend Motorsports Park : November 10



Bradley's Bakery : SUPERBIKE Qualifying

Date: 10/11/19
Event: Q02
Weather: Mostly cloudy - Temp: 14.0C
Track: Dry

Started at: 09:31:33
Laps: 20 Min
Starters: 20
Printed at: 9:54

PROVISIONAL LAP TIMES

No	Name	Lap 1	Lap 2	Lap 3	Lap 4	Lap 5	Lap 6	Lap 7	Lap 8	Lap 9
4	Darren JONES (SA)	2:11.142	2:07.242	2:26.703	3:36.308	2:04.437	2:06.421	2:14.142		
5	Chris TYLER (SA)	2:07.587	2:19.557	8:03.238	2:14.711	2:06.875	2:04.591			
6a	Karl SCHMIDT (NT)	2:07.776	2:05.417	2:03.803	2:04.221	2:04.539	2:04.204	2:15.420		
9	Evan BYLES (SA)	2:02.235	2:03.026	2:12.844	2:00.046	1:59.687	2:10.531			
13	Trevor FITZGERALD (SA)	2:07.956	2:07.388	2:05.944	2:04.535	2:21.086				
13a	David BARKER (SA)	2:01.136	2:00.349	2:00.912	2:10.778	5:37.603	2:05.063	2:12.349		
24	Matt TOOLEY (VIC)	2:00.181	2:00.122	2:03.142	8:03.754	2:01.047	2:24.620			
31	John HUNT (SA)	2:00.572	1:58.319	1:58.298	1:56.561	1:55.917	2:15.118	2:00.415	1:56.404	2:11.062
43	Sean FLETCHER (SA)	2:25.762	2:34.748	5:09.887	2:20.559	2:19.211	2:27.807			
45	Kieran HURRELL (SA)	2:11.210	2:11.229	2:09.326	2:08.054	2:07.443	2:38.732			
55	Sean CURTIS	2:12.408	2:10.504	2:25.132						
66	Mick GILBERT (SA)	2:23.140	2:25.919	3:54.126	2:11.300	2:07.629	2:09.505	2:00.623		
82	Troy CRADDOCK (SA)	2:20.754	2:21.397	2:19.081	2:18.630	2:17.479	2:18.854	2:22.271		
99	William STRUGNELL (SA)	1:59.592	1:58.005	2:20.904	2:13.558					
165	Anthony GORLE (SA)	2:17.143	2:25.056							
174	Rob O'BRIEN (SA)	2:26.180	2:31.038							
183	Graeme NOLAN (SA)	2:08.802	2:10.055	2:09.183	2:41.655					
187	Brad MILLER (SA)	2:10.298	2:07.986	2:10.455	2:07.834	2:07.778	2:06.956	2:08.014	2:07.999	1:57.506
747	John CHIODI (SA)	2:14.701	2:11.391	2:10.195	2:12.576	2:12.215	2:13.641	2:11.990	1:57.505	
879	Rob LEHMAN (SA)	2:10.424	2:10.812	2:09.432	2:08.395	2:12.799				

The results are provisional until the end of the time limit for protests and appeals.


Chief Timekeeper - Scott Laing

Clerk of Course - Chris Peake



COMPUTIME RACE TIMING SYSTEMS PTY LTD

9 Timber Lane, Glen Waverley Vic 3150. Ph: (03) 9803-7110
www.computime.com.au scott@computime.com.au



2019 SA STATE CHAMPIONSHIPS - ROUND 4

(incorporating CAFNIX SERIES - ROUND 3)

The Bend Motorsports Park : November 10



Bradley's Bakery : SUPERBIKE Qualifying

Date: 10/11/19
Event: Q02
Weather: Mostly cloudy - Temp: 14.0C
Track: Dry

Started at: 09:31:33
Laps: 20 Min
Starters: 20
Printed at: 9:54

PROVISIONAL SPLIT TIMES

Lap	Split 1	Split 2	Split 3	Split 4	Lap Time	Spd	Lap	Split 1	Split 2	Split 3	Split 4	Lap Time	Spd
4 Darren JONES (SA) (7th)							4	27.048	36.006	31.544	31.346	2:05.944	
1	1:17.744	37.487	33.409	32.735	3:01.375		5	27.012	35.070	31.154	31.299	2:04.535	
2	27.616	36.306	33.640	33.580	2:11.142		6	28.123	38.009	32.587	42.367	2:21.086	270
3	27.198	35.940	32.632	31.472	2:07.242		13a David BARKER (SA) (5th)						
4	27.488	41.534	36.543	41.138	2:26.703		1	1:03.379	34.467	32.513	31.027	2:41.386	
5	1:55.758	36.683	32.272	31.595	3:36.308		2	26.305	33.737	30.507	30.587	2:01.136	
6	26.757	35.157	31.474	31.049	2:04.437		3	25.861	33.741	30.362	30.385	2:00.349	
7	26.557	35.698	32.463	31.703	2:06.421		4	25.888	33.686	30.223	31.115	2:00.912	
8	27.075	35.424	31.868	39.775	2:14.142	266	5	26.208	34.428	32.401	37.741	2:10.778	273
5 Chris TYLER (SA) (9th)							6	4:01.919	34.147	30.904	30.633	5:37.603	
1	51.518	36.333	32.738	33.117	2:33.706		7	25.673	36.904	31.938	30.548	2:05.063	
2	27.012	36.704	32.298	31.573	2:07.587		8	25.743	33.551	33.815	39.240	2:12.349	273
3	26.578	34.854	33.363	44.762	2:19.557		24 Matt TOOLEY (VIC) (4th)						
4	6:22.647	37.230	31.872	31.489	8:03.238		1	53.533	35.370	31.085	30.975	2:30.963	
5	26.897	43.587	32.395	31.832	2:14.711		2	26.111	33.898	30.146	30.026	2:00.181	
6	26.640	34.775	33.184	32.276	2:06.875	270	3	25.955	33.416	30.217	30.534	2:00.122	
7					2:04.591		4	25.971	33.475	30.193	33.503	2:03.142	
6a Karl SCHMIDT (NT) (6th)							5	6:25.315	34.700	32.531	31.208	8:03.754	
1	1:55.306	38.231	33.307	33.102	3:39.946		6	25.847	33.111	31.965	30.124	2:01.047	
2	27.241	36.618	32.042	31.875	2:07.776		7	31.826	1:52.794	1:41.133	43.487	2:24.620	180
3	26.751	35.450	31.712	31.504	2:05.417		31 John HUNT (SA) (1st)						
4	26.764	34.741	30.990	31.308	2:03.803		1	44.656	35.680	31.436	31.173	2:22.945	
5	26.806	34.578	31.478	31.359	2:04.221	272	2	26.418	33.573	30.159	30.422	2:00.572	
6	27.077	34.703	31.501	31.258	2:04.539	271	3	25.530	33.368	30.106	29.315	1:58.319	
7	26.968	35.021	31.211	31.004	2:04.204		4	24.924	33.009	30.650	29.715	1:58.298	
8	27.687	36.290	32.135	39.308	2:15.420		5	25.020	32.666	29.485	29.390	1:56.561	283
9 Evan BYLES (SA) (3rd)							6	24.856	32.432	29.327	29.302	1:55.917	
1	1:24.392	39.291	33.467	31.218	3:08.368		7	27.557	38.168	37.612	31.781	2:15.118	284
2	26.126	33.743	30.920	31.446	2:02.235		8	25.183	32.653	30.942	31.637	2:00.415	
3	25.691	34.154	30.903	32.278	2:03.026		9	25.057	32.539	29.554	29.254	1:56.404	
4	29.209	41.076	31.694	30.865	2:12.844		10	25.091	35.649	34.674	35.648	2:11.062	279
5	25.833	33.111	30.690	30.412	2:00.046		43 Sean FLETCHER (SA) (19th)						
6	25.510	33.323	30.659	30.195	1:59.687	274	1	51.642	42.789	37.472	37.233	2:49.136	
7	27.849	35.075	31.629	35.978	2:10.531		2	30.739	41.858	36.631	36.534	2:25.762	
13 Trevor FITZGERALD (SA) (8th)							3	30.112	41.199	37.010	46.427	2:34.748	
1	1:53.448	38.333	34.428	33.153	3:39.362		4	3:17.990	39.925	36.186	35.786	5:09.887	127
2	27.093	36.848	32.115	31.900	2:07.956	278	5	29.907	39.543	35.705	35.404	2:20.559	
3	26.761	36.729	32.462	31.436	2:07.388		6	29.358	39.313	35.574	34.966	2:19.211	


Chief Timekeeper - Scott Laing

Clerk of Course - Chris Peake



COMPUTIME RACE TIMING SYSTEMS PTY LTD

9 Timber Lane, Glen Waverley Vic 3150. Ph: (03) 9803-7110
www.computime.com.au scott@computime.com.au



2019 SA STATE CHAMPIONSHIPS - ROUND 4

(incorporating CAFNIX SERIES - ROUND 3)

The Bend Motorsports Park : November 10



Bradley's Bakery : SUPERBIKE Qualifying

Date: 10/11/19
Event: Q02
Weather: Mostly cloudy - Temp: 14.0C
Track: Dry

Started at: 09:31:33
Laps: 20 Min
Starters: 20
Printed at: 9:54

PROVISIONAL SPLIT TIMES

Lap	Split 1	Split 2	Split 3	Split 4	Lap Time	Spd	Lap	Split 1	Split 2	Split 3	Split 4	Lap Time	Spd
7	30.161	39.949	36.012	41.685	2:27.807	232	5	25.471	33.351	35.870	38.866	2:13.558	283
45 Kieran HURRELL (SA) (11th)							165 Anthony GORLE (SA) (17th)						
1	2:36.248	37.417	32.736	33.606	4:20.007		1	1:32.480	40.602	35.233	37.060	3:25.375	
2	27.852	36.925	32.794	33.639	2:11.210		2	29.764	38.738	34.204	34.437	2:17.143	
3	27.574	37.570	33.471	32.614	2:11.229		3	29.073	38.091	34.475	43.417	2:25.056	
4	27.242	36.050	33.058	32.976	2:09.326	251							
5	27.379	35.919	32.286	32.470	2:08.054		174 Rob O'BRIEN (SA) (20th)						
6	27.782	35.721	31.816	32.124	2:07.443		1	2:01.953	45.817	39.539	39.427	4:06.736	
7	27.693	59.890	33.418	37.731	2:38.732		2	31.039	41.741	36.713	36.687	2:26.180	
							3	31.158	41.758	36.232	41.890	2:31.038	
55 Sean CURTIS (16th)							183 Graeme NOLAN (SA) (14th)						
1	1:06.062	38.911	34.550	33.671	2:53.194		1	3:25.525	38.390	34.764	34.734	5:13.413	
2	28.651	37.525	33.539	32.693	2:12.408		2	28.016	36.268	32.345	32.173	2:08.802	
3	28.033	36.696	33.011	32.764	2:10.504	258	3	27.900	36.592	32.416	33.147	2:10.055	
4	28.353	38.833	34.646	43.300	2:25.132		4	28.152	36.273	32.170	32.588	2:09.183	
							5	30.468	44.918	42.129	44.140	2:41.655	246
66 Mick GILBERT (SA) (12th)							187 Brad MILLER (SA) (10th)						
1	1:57.649	48.192	41.041	38.600	4:05.482		1	30.224	38.802	33.695	33.566	2:16.287	
2	31.266	40.599	36.424	34.851	2:23.140	216	2	27.970	36.285	32.554	33.489	2:10.298	
3	29.121	38.036	35.720	43.042	2:25.919		3	27.736	36.023	32.280	31.947	2:07.986	
4	2:11.442	36.444	32.925	33.315	3:54.126		4	27.741	36.219	33.207	33.288	2:10.455	
5	27.711	37.915	33.005	32.669	2:11.300		5	27.471	36.002	32.095	32.266	2:07.834	269
6	27.578	34.995	32.410	32.646	2:07.629		6	27.160	36.035	31.927	32.656	2:07.778	
7	27.771	35.196	33.082	33.456	2:09.505		7	27.554	35.600	32.003	31.799	2:06.956	
8					2:00.623		8	27.690	36.396	32.016	31.912	2:08.014	
							9	27.581	36.029	32.492	31.897	2:07.999	
							10					1:57.506	
82 Troy CRADDOCK (SA) (18th)							747 John CHIODI (SA) (15th)						
1	2:54.301	42.963	36.928	35.823	4:50.015		1	2:02.398	43.972	37.358	34.903	3:58.631	
2	31.196	39.926	34.931	34.701	2:20.754		2	29.135	38.870	33.810	32.886	2:14.701	
3	31.607	40.279	34.720	34.791	2:21.397		3	28.431	37.271	33.332	32.357	2:11.391	
4	30.101	39.627	34.331	35.022	2:19.081		4	28.082	36.942	32.749	32.422	2:10.195	255
5	30.284	39.610	34.558	34.178	2:18.630	227	5	29.111	36.534	33.587	33.344	2:12.576	
6	29.928	39.118	34.110	34.323	2:17.479		6	28.445	37.399	33.542	32.829	2:12.215	
7	29.735	39.280	34.351	35.488	2:18.854		7	28.858	37.005	34.970	32.808	2:13.641	
8					2:22.271		8	29.170	36.578	33.826	32.416	2:11.990	
							9					1:57.505	
99 William STRUGNELL (SA) (2nd)													
1	47.547	35.332	30.951	30.254	2:24.084								
2	25.893	33.315	30.270	30.114	1:59.592								
3	25.203	33.134	30.136	29.532	1:58.005								
4	25.488	41.137	41.805	32.474	2:20.904								


Chief Timekeeper - Scott Laing

Clerk of Course - Chris Peake



COMPUTIME RACE TIMING SYSTEMS PTY LTD

9 Timber Lane, Glen Waverley Vic 3150. Ph: (03) 9803-7110
www.computime.com.au scott@computime.com.au



2019 SA STATE CHAMPIONSHIPS - ROUND 4

(incorporating CAFNIX SERIES - ROUND 3)

The Bend Motorsports Park : November 10



Bradley's Bakery : SUPERBIKE Qualifying

Date: 10/11/19
Event: Q02
Weather: Mostly cloudy - Temp: 14.0C
Track: Dry

Started at: 09:31:33
Laps: 20 Min
Starters: 20
Printed at: 9:54

PROVISIONAL SPLIT TIMES

Lap	Split 1	Split 2	Split 3	Split 4	Lap Time	Spd	Lap	Split 1	Split 2	Split 3	Split 4	Lap Time	Spd
879 Rob LEHMAN (SA) (13th)							5	27.940	35.712	32.441	32.302	2:08.395	
1	47.030	38.794	33.912	33.820	2:33.556		6	27.710	35.633	32.134	37.322	2:12.799	261
2	28.563	36.598	32.848	32.415	2:10.424								
3	27.706	36.563	33.303	33.240	2:10.812								
4	27.699	36.116	32.941	32.676	2:09.432								

The results are provisional until the end of the time limit for protests and appeals.


Scott Laing
Chief Timekeeper - Scott Laing

.....
Clerk of Course - Chris Peake



COMPUTIME RACE TIMING SYSTEMS PTY LTD

9 Timber Lane, Glen Waverley Vic 3150. Ph: (03) 9803-7110
www.computime.com.au scott@computime.com.au



2019 SA STATE CHAMPIONSHIPS - ROUND 4



(incorporating CAFNIX SERIES - ROUND 3)

The Bend Motorsports Park : November 10



Bradley's Bakery : SUPERBIKE Qualifying


Date: 10/11/19
Event: Q02
Weather: Mostly cloudy - Temp: 14.0C
Track: Dry

Started at: 09:31:33
Laps: 20 Min
Starters: 20
Printed at: 9:54

PROVISIONAL FASTEST LAPS SEQUENCE

Race Time	No	Name	Machine	Fastest Lap	On Lap
4:23.517	31	John HUNT (SA)	BMW S1000 RR	2:00.572	1
4:23.676	99	William STRUGNELL (SA)	Suzuki GSXR 1000	1:59.592	1
6:21.681	99	William STRUGNELL (SA)	Suzuki GSXR 1000	1:58.005	2
10:16.695	31	John HUNT (SA)	BMW S1000 RR	1:56.561	4
12:12.612	31	John HUNT (SA)	BMW S1000 RR	1:55.917	5

The results are provisional until the end of the time limit for protests and appeals.


Chief Timekeeper - Scott Laing

.....
Clerk of Course - Chris Peake



COMPUTIME RACE TIMING SYSTEMS PTY LTD

9 Timber Lane, Glen Waverley Vic 3150. Ph: (03) 9803-7110
www.computime.com.au scott@computime.com.au



2019 SA STATE CHAMPIONSHIPS - ROUND 4

(incorporating CAFNIX SERIES - ROUND 3)

The Bend Motorsports Park : November 10



Bradley's Bakery : SUPERBIKE Qualifying

Date: 10/11/19
Event: Q02
Weather: Mostly cloudy - Temp: 14.0C
Track: Dry

Started at: 09:31:33
Laps: 20 Min
Starters: 20
Printed at: 9:54

PROVISIONAL BEST PARTIAL TIMES

Pos	Split 1		Split 2		Split 3		Split 4		LAP		
	Name	Time	Name	Time	Name	Time	Name	Time	Name	Ideal	Fastest
1	J. HUNT	24.856	J. HUNT	32.432	J. HUNT	29.327	J. HUNT	29.254	J. HUNT	1:55.869	1:55.917
2	W. STRUGNE	25.203	E. BYLES	33.111	W. STRUGNE	30.136	W. STRUGNE	29.532	W. STRUGNE	1:58.005	1:58.005
3	E. BYLES	25.510	M. TOOLEY	33.111	M. TOOLEY	30.146	M. TOOLEY	30.026	M. TOOLEY	1:59.130	2:00.122
4	D. BARKER	25.673	W. STRUGNE	33.134	D. BARKER	30.223	E. BYLES	30.195	E. BYLES	1:59.475	1:59.687
5	M. TOOLEY	25.847	D. BARKER	33.551	E. BYLES	30.659	D. BARKER	30.385	D. BARKER	1:59.832	2:00.349
6	D. JONES	26.557	K. SCHMIDT	34.578	K. SCHMIDT	30.990	K. SCHMIDT	31.004	K. SCHMIDT	2:03.323	2:03.803
7	C. TYLER	26.578	C. TYLER	34.775	T. FITZGERAL	31.154	D. JONES	31.049	D. JONES	2:04.237	2:04.437
8	K. SCHMIDT	26.751	M. GILBERT	34.995	D. JONES	31.474	T. FITZGERAL	31.299	T. FITZGERAL	2:04.284	2:04.535
9	T. FITZGERAL	26.761	T. FITZGERAL	35.070	K. HURRELL	31.816	C. TYLER	31.489	C. TYLER	2:04.714	2:06.875
10	B. MILLER	27.160	D. JONES	35.157	C. TYLER	31.872	B. MILLER	31.799	B. MILLER	2:06.486	2:06.956
11	K. HURRELL	27.242	B. MILLER	35.600	B. MILLER	31.927	K. HURRELL	32.124	K. HURRELL	2:06.903	2:07.443
12	M. GILBERT	27.578	R. LEHMAN	35.633	R. LEHMAN	32.134	G. NOLAN	32.173	M. GILBERT	2:07.629	2:07.629
13	R. LEHMAN	27.699	K. HURRELL	35.721	G. NOLAN	32.170	R. LEHMAN	32.302	R. LEHMAN	2:07.768	2:08.395
14	G. NOLAN	27.900	G. NOLAN	36.268	M. GILBERT	32.410	J. CHIODI	32.357	G. NOLAN	2:08.511	2:08.802
15	S. CURTIS	28.033	J. CHIODI	36.534	J. CHIODI	32.749	M. GILBERT	32.646	J. CHIODI	2:09.722	2:10.195
16	J. CHIODI	28.082	S. CURTIS	36.696	S. CURTIS	33.011	S. CURTIS	32.693	S. CURTIS	2:10.433	2:10.504
17	A. GORLE	29.073	A. GORLE	38.091	T. CRADDOC	34.110	T. CRADDOC	34.178	A. GORLE	2:15.805	2:17.143
18	S. FLETCHER	29.358	T. CRADDOC	39.118	A. GORLE	34.204	A. GORLE	34.437	T. CRADDOC	2:17.141	2:17.479
19	T. CRADDOC	29.735	S. FLETCHER	39.313	S. FLETCHER	35.574	S. FLETCHER	34.966	S. FLETCHER	2:19.211	2:19.211
20	R. O'BRIEN	31.039	R. O'BRIEN	41.741	R. O'BRIEN	36.232	R. O'BRIEN	36.687	R. O'BRIEN	2:25.699	2:26.180

The results are provisional until the end of the time limit for protests and appeals.


Chief Timekeeper - Scott Laing

Clerk of Course - Chris Peake



COMPUTIME RACE TIMING SYSTEMS PTY LTD

9 Timber Lane, Glen Waverley Vic 3150. Ph: (03) 9803-7110
www.computime.com.au scott@computime.com.au



2019 SA STATE CHAMPIONSHIPS - ROUND 4



(incorporating CAFNIX SERIES - ROUND 3)

The Bend Motorsports Park : November 10



Bradley's Bakery : SUPERBIKE
EVENTS 3 & 10

Date: 10/11/19
Event: Q02
Weather: Mostly cloudy - Temp: 14.0C
Track: Dry

Started at: 09:31:33
Laps: 20 Min
Starters: 20
Printed at: 9:54

PROVISIONAL GRID SHEET



1	31 J. HUNT 1:55.917	2	99 W. STRUGNELL 1:58.005	3	9 E. BYLES 1:59.687
2	24 M. TOOLEY 2:00.122	5	13a D. BARKER 2:00.349	6	6a K. SCHMIDT 2:03.803
3	4 D. JONES 2:04.437	8	13 T. FITZGERALD 2:04.535	9	5 C. TYLER 2:06.875
4	187 B. MILLER 2:06.956	11	45 K. HURRELL 2:07.443	12	66 M. GILBERT 2:07.629
5	879 R. LEHMAN 2:08.395	14	183 G. NOLAN 2:08.802	15	747 J. CHIODI 2:10.195
6	55 S. CURTIS 2:10.504	17	165 A. GORLE 2:17.143	18	82 T. CRADDOCK 2:17.479
7	43 S. FLETCHER 2:19.211	20	174 R. O'BRIEN 2:26.180		



Chief Timekeeper - Scott Laing

.....
Clerk of Course - Chris Peake



COMPUTIME RACE TIMING SYSTEMS PTY LTD

9 Timber Lane, Glen Waverley Vic 3150. Ph: (03) 9803-7110
www.computime.com.au scott@computime.com.au



2019 SA STATE CHAMPIONSHIPS - ROUND 4

(incorporating CAFNIX SERIES - ROUND 3)

The Bend Motorsports Park : November 10



Bradley's Bakery : SUPER



Date: 10/11/19
Event: Q02
Weather: Mostly cloudy - Temp: 14.0C
Track: Dry

EVENTS 3 & 10

Started at: 09:31:33
Laps: 20 Min
Starters: 20
Printed at: 9:54

PROVISIONAL GRID SHEET

		20 174 R. O'BRIEN 2:26.180	19 43 S. FLETCHER 2:19.211	7
18 82 T. CRADDOCK 2:17.479	17 165 A. GORLE 2:17.143	16 55 S. CURTIS 2:10.504		6
	15 747 J. CHIODI 2:10.195	14 183 G. NOLAN 2:08.802	13 879 R. LEHMAN 2:08.395	5
12 66 M. GILBERT 2:07.629	11 45 K. HURRELL 2:07.443	10 187 B. MILLER 2:06.956		4
	9 5 C. TYLER 2:06.875	8 13 T. FITZGERALD 2:04.535	7 4 D. JONES 2:04.437	3
6 6a K. SCHMIDT 2:03.803	5 13a D. BARKER 2:00.349	4 24 M. TOOLEY 2:00.122		2
	3 9 E. BYLES 1:59.687	2 99 W. STRUGNELL 1:58.005	1 31 J. HUNT 1:55.917	1

Chief Timekeeper - Scott Laing

Clerk of Course - Chris Peake



COMPUTIME RACE TIMING SYSTEMS PTY LTD

9 Timber Lane, Glen Waverley Vic 3150. Ph: (03) 9803-7110
www.computime.com.au scott@computime.com.au

